

(800) 343-6890 srscooks.com



**SEATTLE
RESTAURANT
S ♦ T ♦ O ♦ R ♦ E**

F-160P

**HIGH-TEMP UNDERCOUNTER
CUP & GLASSWASHER**



2016-10

CONSTRUCTION FEATURES

- Body, external housing, wash tank, and all chassis components in brushed stainless steel 304 18/10
- Noise 58 dBA due to utilization of double-wall insulated panels
- Upper and lower wash and rinse revolving arms constructed of stainless steel; easy to remove and clean without the need for tools
- Intergrated AISI 18/10 stainless steel booster with insulated lining
- Safety micro-switch on the door to interrupt wash pump action
- Independently-operated heating elements alternating between booster and wash tank
- Alternating heating resistors reducing maximum absorption thereby reducing energy costs
- Possibility of built-in or free-standing instalation
- Standard insulated top and side panels
- Wash pump protected with filter plus additional filter for overflow tube
- Door-opening with overall clearance of 10" (25 cm)
- Protective stainless steel shield for wash tank element
- Automatic fill and water level reguation of the wash tank
- Slide out intergrated front control panel provides easy access for service
- Individual digital gauges for both wash and rinse temperatures
- Standard equipment includes: One 16 compartment (4x4) angled section glassware rack and one open comniation rack for cups, bowls, and assorted wares

OPTIONAL ACCESSORIES

- Pressure reducing valve (PRV) kit
- Drain water tempering kit



MVP GROUP CORP.

5659 Royalmount Ave., Montreal, Qc, Canada H4P 2P9

TEL: (514) 737-9701 - TOLL FREE: (888) 275-4538

FAX: (514) 342-3854 - TOLL FREE FAX: (877) 453-8832

www.mvpgroupcorp.com - sales@mvpgroupcorp.com

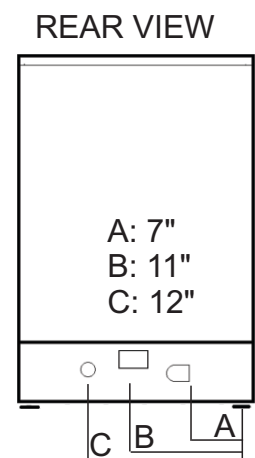
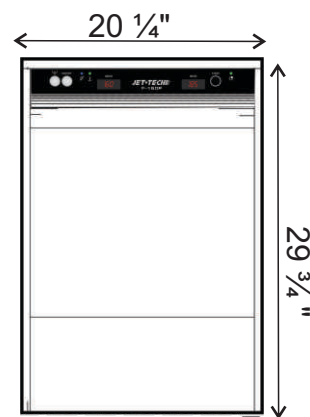
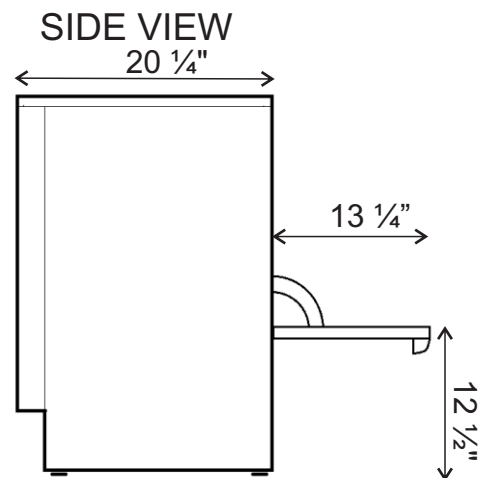
JET-TECH is a registered trade mark of MVP Group.

Specifications subject to change without notice.

WARRANTY: 1 year parts and labor. Certain conditions apply. See Owner's Manual for details.

TECHNICAL FEATURES

- **Rack capacity:** 15.75" x 15.75" (400 mm x 400 mm)
- **Complete operating cycle:** 145 seconds wash and 15 seconds rinse
- **Wash tank capacity:** 3.0 U.S. gallons (11 litres)
- **Wash tank element:** 2000 watts
- **Wash temperature:** 150°F (65°C)
- **Booster capacity:** 0.79 U.S. gallon (3.0 litres)
- **Booster element:** 2400 watts
- **Booster (water) temperature:** 185°F - 194°F (85°C - 90°C)
- **Power supply :** 208-240/60/1
- **Amperage:** 12.9 amps
- **Motor-pump:** 0.5 HP with thermal overload protection
- **Maximum power rating:** 2600 watts
- **Water consumption:** 0.53 U.S. gallon per cycle (2.0 litres)
- **Water consumption per hour:** 15 U.S. gallons (56.7 litres max.)
- **Water supply:** 1/2" hot water supply 140°F / 60°C
- **Recommended pressure:** 30 p.s.i. (dynamic) (PRV may be required)
- **Water inlet connection:** 3/4" male hose connector (hose included)
- **Drain connection:** 1" ID (25.4mm) max height 36" (915mm) (hose included)
- **Shipping weight:** 116 lbs (53 kg)



FRONT VIEW