



BEVERAGE-AIR

(800) 343-6890

srscooks.com

THE
**SEATTLE
RESTAURANT
S ♦ T ♦ O ♦ R ♦ E**

MT MARKETEE™ MERCHANDISERS

MT23 Black Hinged Door Model
Hydrocarbon Series

**MODELS:
MT23-1B**



MT23-1B

**3 Year Parts/Labor Warranty
Additional 2 Year Compressor Warranty**

CABINET CONSTRUCTION

- Standard cabinet exterior finish is heavy duty steel with a black baked on durable coating
- Heavy duty interior construction includes white coated steel
- Electronic temperature control
- Modern one piece grill
- Double pane lowE argon filled glass doors feature outside pane that is tempered for added safety
- Door lock standard
- Self-closing hinged glass door features, pocket door handle
- LED lighting
- Whisper quiet refrigeration system
- Five (5) epoxy coated shelves standard.
- 2" Leveling feet

OPTIONS & ACCESSORIES

- Extra shelves & clips
- 3" Casters
- Visislide shelving kit
- Reversible door hinge kit

REFRIGERATION SYSTEM

- Refrigeration system uses R290 refrigerant to comply with all environmental standards
- Condenser is designed to be low maintenance, and energy efficient.
- Automatic, non-electric evaporator
- Epoxy coated evaporator coil

MT23™ Merchandiser: Hinged Door Model



3779 Champion Blvd., Winston-Salem, NC 27105
1-888-845-9800 Fax: 1-336-245-6453
Beverage-Air.com sales@bevaair.com



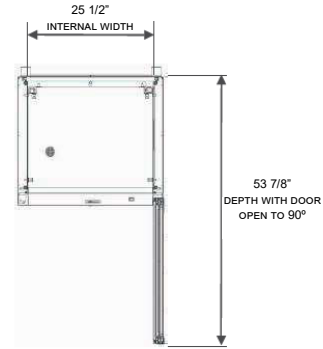
BEVERAGE-AIR

MODEL	MT23-1B
EXTERNAL DIMENSIONAL DATA	
Width Overall	29 9/16"
Depth Overall	26 1/8"
Height Overall	78 5/8"
Number of Doors	1
Depth with Door Open 90 °	53 7/8"
Clear Door Opening (in)	25 5/8" x 60 1/4"
Shelf Area (Sq. in)	486 15/16"
INTERNAL DIMENSIONAL DATA	
NET Capacity (cubic ft.)	14.97
Capacity 20 oz.	240
Internal Width Overall (in)	25 1/2"
Internal Depth Overall (in)	19 3/8"
Internal Height Overall (in)	60 1/2"
Internal Height Useable (in)	50 3/8"
Number of Shelves	5
ELECTRICAL DATA	
Full Load Amperes 115/60/1	7
REFRIGERATION DATA	
Horsepower	1/3
Capacity (BTU/Hr)*	2274
WEIGHT DATA	
Gross Weight (Crated lbs)	246.91 lbs
Height - Crated	84 5/8"
Width - Crated	32 1/8"
Depth - Crated	29"

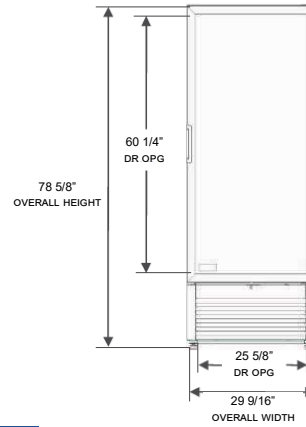
Glass Hinged Door Model

Models: MT23-1B

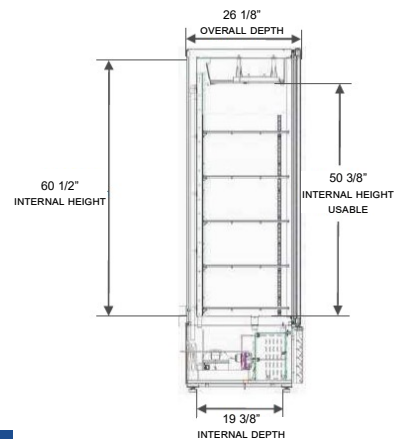
Model Views



Plan View



Elevation View



Side View

ELECTRICAL CONNECTION



115/60/1
NEMA-5-15P

Units pre-wired at factory and include 8' long cord and plug set.



an Ali Group Company



The Spirit of Excellence

3779 Champion Blvd., Winston-Salem, NC 27105
1-888-845-9800 Fax: 1-336-245-6453
Beverage-Air.com sales@bevair.com