



BEVERAGE-AIR

(800) 343-6890

srscooks.com

THE
**SEATTLE
RESTAURANT
S♦T♦O♦R♦E**

MT MARKETEER™ MERCHANDISERS

MT12 White Hinged Door Model
Hydrocarbon Series

**MODELS:
MT12-1W**



MT12-1W

**3 Year Parts/Labor Warranty
Additional 2 Year Compressor Warranty**

CABINET CONSTRUCTION

- Standard cabinet exterior finish is heavy duty steel with a white baked on durable coating
- Heavy duty interior construction includes white coated steel
- Electronic temperature control
- Modern one piece grill
- Double pane lowE argon filled glass doors feature outside pane that is tempered for added safety
- Door lock standard
- Self-closing hinged glass door features, pocket door handle
- LED lighting
- Whisper quiet refrigeration system
- Four (4) epoxy coated shelves standard.
- 2" Leveling feet

OPTIONS & ACCESSORIES

- Extra shelves & clips
- 3" Casters
- Visislide shelving kit
- Reversible door hinge kit

REFRIGERATION SYSTEM

- Refrigeration system uses R290 refrigerant to comply with all environmental standards
- Condenser is designed to be low maintenance, and energy efficient.
- Automatic, non-electric evaporator
- Epoxy coated evaporator coil

MT12™ Merchandiser: Hinged Door Model



3779 Champion Blvd., Winston-Salem, NC 27105
1-888-845-9800 Fax: 1-336-245-6453
Beverage-Air.com sales@bevair.com



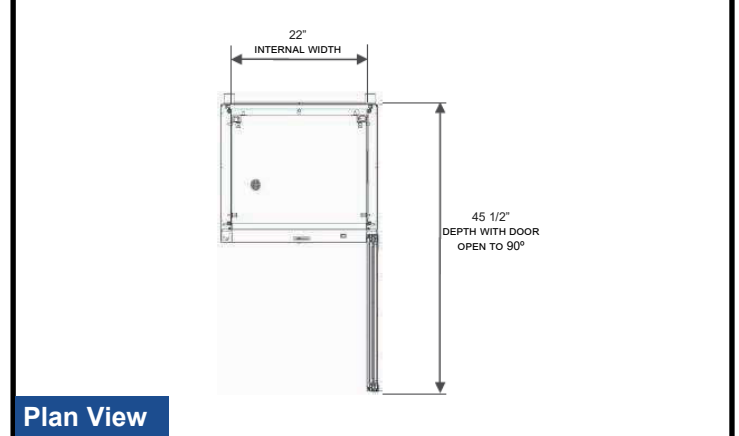
BEVERAGE-AIR

| MODEL | MT12-1W |
|----------------------------------|---------------|
| EXTERNAL DIMENSIONAL DATA | |
| Width Overall | 24 7/8" |
| Depth Overall | 22 13/16" |
| Height Overall | 63 5/8" |
| Number of Doors | 1 |
| Depth with Door Open 90 ° | 45 1/2" |
| Clear Door Opening (in) | 21" x 48 1/2" |
| Shelf Area (Sq. in) | 360 3/32" |
| INTERNAL DIMENSIONAL DATA | |
| NET Capacity (cubic ft.) | 8.77 |
| Capacity 20 oz | 168 |
| Internal Width Overall (in) | 22" |
| Internal Depth Overall (in) | 16 1/2" |
| Internal Height Overall (in) | 49 7/8" |
| Internal Height Useable (in) | 43 3/4" |
| Number of Shelves | 4 |
| ELECTRICAL DATA | |
| Full Load Amperes 115/60/1 | 4.1 |
| REFRIGERATION DATA | |
| Horsepower | 1/6 |
| Capacity (BTU/Hr)* | 1407 |
| WEIGHT DATA | |
| Gross Weight (Crated lbs) | 210.32 lbs |
| Height - Crated | 70 1/8" |
| Width - Crated | 28 1/8" |
| Depth - Crated | 27" |

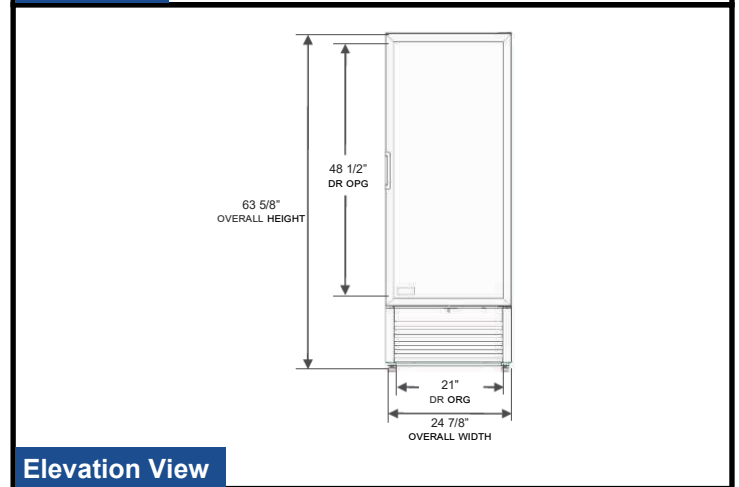
Glass Hinged Door Model

Models: MT12-1W

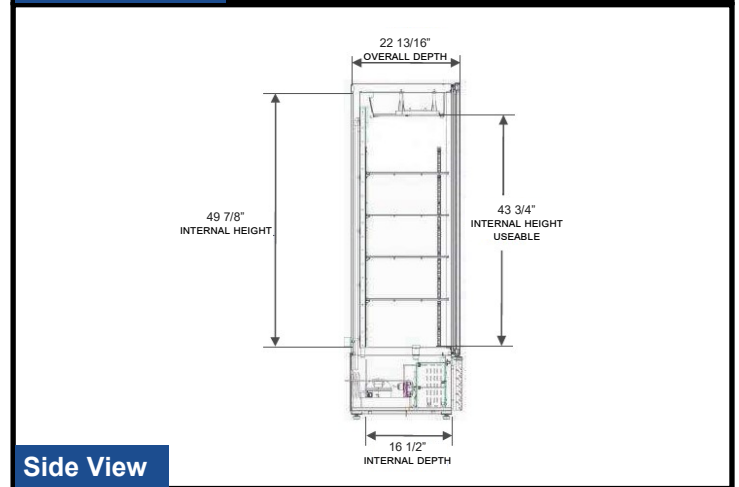
Model Views



Plan View



Elevation View



Side View

ELECTRICAL CONNECTION



115/60/1
NEMA-5-15P

Units pre-wired at factory and include 8' long cord and plug set.



an Ali Group Company



The Spirit of Excellence

3779 Champion Blvd., Winston-Salem, NC 27105
1-888-845-9800 Fax: 1-336-245-6453
Beverage-Air.com sales@bevair.com